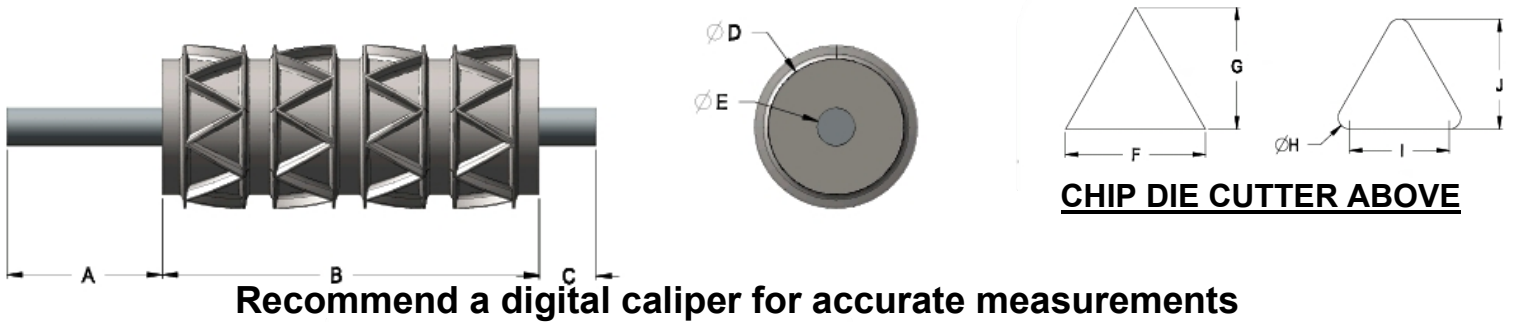


EASY ORDER FORM FOR CORN TORTILLA CHIP DIE CUTTERS

Tortillaworlds EASY ORDER FORM makes ordering a new/and or replacement corn tortilla oven sheeter head chip die cutter (triangles/rounds) convenient and easy saving you up to **50%** off the cost of a brand name manufacturer simply by measuring the die cutter yourself or shipping one to us receiving the same quality, durability and warranty as you expect from a name brand manufacturer. Thank you for your loyalty and trust in our brands. We appreciate your business and support. We're excited to continue working together and providing you with quality products, ingredients, lubricants, parts, services and equipment you expect


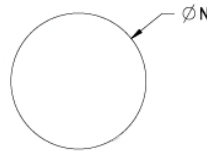
***Print clearly so words and numbers are legible**

1. Answer questions 1 thru 17 or all that apply
2. Complete Company name, address and general information form on page 2
3. Print, sign, date and return to Tortillaworld, Inc at ezorder@tortillaworld.com
4. 50% down payment is required
5. Balance plus cost of skidding, crating & shipping fees due before shipping

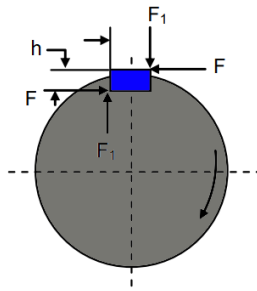
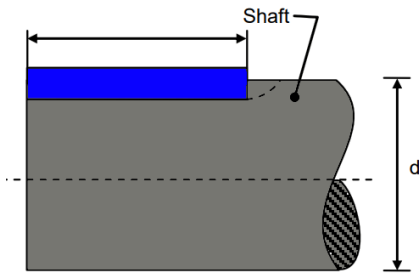


Recommend a digital caliper for accurate measurements

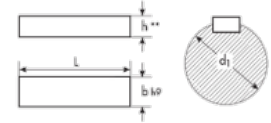
- 1) A= _____
- 2) B= _____
- 3) C= _____
- 4) A+B+C= _____
- 5) D= O.D. rollers _____
- 6) E= O.D. shaft _____
- 7) F= _____ G= _____
- 8) H-design I= _____ J= _____
- 9) K-design L= _____ M= _____
- 10) O-design N= _____
- 11) Placement of keyway located on (A) from left to right _____
- 12) Keyway (A) start at _____ finish at _____
- 13) Keyway length _____
- 10) Keyway width _____
- 11) Keyway height _____
- 12) Finished size of triangles _____ & _____
- 13) How many total triangles are there in section B _____
- 14) Sprocket number _____
- 15) Sprocket height _____
- 16) Sprocket width _____
- 17) How many teeth are on the sprocket _____



EASY ORDER FORM FOR CORN TORTILLA CHIP DIE CUTTERS




SHAFT KEY AND KEYWAY



Oven brand _____ Year built _____

Sheeter head rollers outer diameter _____



Measure your sheeter rollers O.D. size: Example: 4.5", 6.5" or 8.5" Sprocket above

IMPORTANT NOTE: HOW TO CHECK IF ROLLERS ARE STRAIGHT OR CURVED

If you don't know if you have straight or curved sheeter head rollers? You can check by placing a standard ruler flush sideways in the middle of your front & back rollers and then turn on flashlight so the light can be seen from the front of the ruler, if you see light thru the bottom of the ruler, you have curved rollers. If not, they are straight

Mark with an X if your sheeter head rollers are straight _____ or curved _____

Company name _____

Address _____ City _____

Zip code _____ Country _____

Contact email _____

Contact # _____ Print name _____

Sign here _____ Date _____

Tortillaworld, Inc.
 Plainfield IL, 60544/PO Box 346
 Toll free: 1-800-335-Tortilla (8678) ext: 1
 Direct/WhatsApp: 773-882-2308
 Email: ezorder@tortillaworld.com
www.tortillaworld.com



MOBILE
PAYMENT

